



St. Luke's Congregational Survey:

Returning to Church Onsite

Wednesday, May 13, 2020

Summary of Results

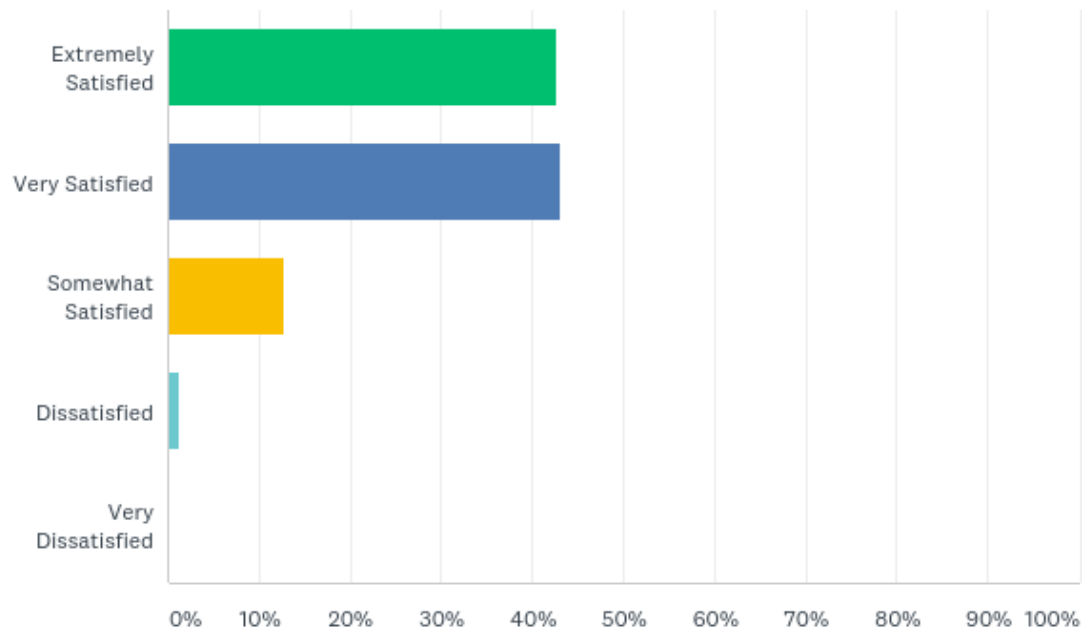
- The majority of results suggest that members will follow state guidelines, returning to church when stay-at-home orders are lifted or when other public gatherings have resumed.
 - Those attending online services are very positive, with 86% of members rating their experience as “extremely” or “very” satisfied.
 - There is still a great amount of uncertainty among the congregation, however.
 - 19% say they “don’t know” when asked if attendance should be limited.
 - 30% say they are “unsure” if they would attend a service at a different time.
 - 20% say they “don’t know” if they would reserve a place in advance to attend.
 - 80% state they at least have some concern that opening too soon could delay the start of school in the fall.
-

Summary of Results, cont.

- When shown options, members selected many items that would make them comfortable to return to church. The most frequently selected were:
 - Greeters not shaking hands (83%)
 - Social distancing seating (78%)
 - Meet and greet without touching during services (76%)
 - No passing items (75%)
 - Members are most heavily relying on Rev-elations for their information. 82% of members selected it as a communication they are using, followed by 55% stating they are leveraging the Mobile Messages. The remaining communication channels are used by a third or less of members.
 - Comments provided in the survey are very positive, with members reinforcing that they have enjoyed the online services.
-

If you have worshiped online in the past 2 months, what has been your experience?

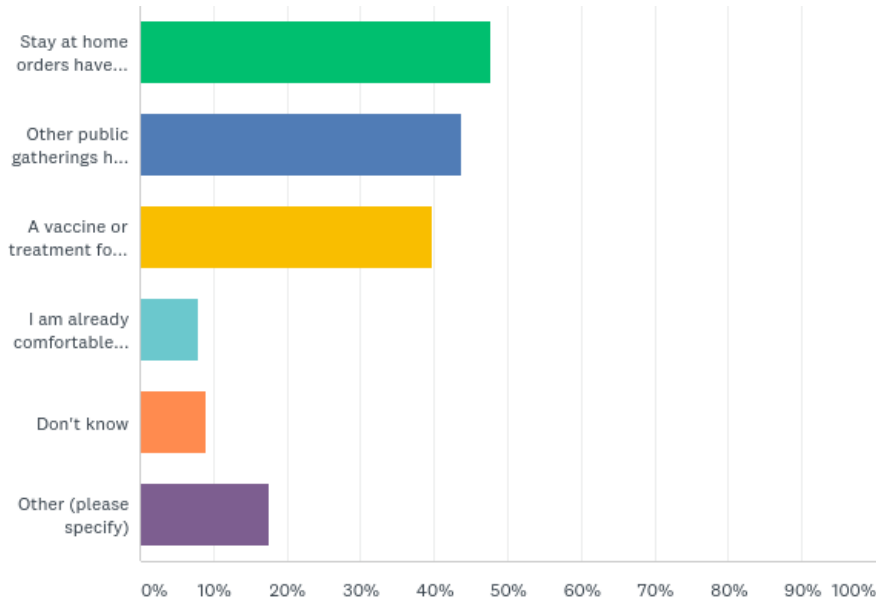
Answered: 1,257 Skipped: 42



ANSWER CHOICES	RESPONSES	
Extremly Satisfied	42.72%	537
Very Satisfied	43.20%	543
Somewhat Satisfied	12.81%	161
Dissatisfied	1.19%	15
Very Dissatisfied	0.08%	1
TOTAL		1,257

Given your current understanding of the spread of the coronavirus, which of the following is necessary for you to attend in person worship services? (Select all that apply)

Answered: 1,294 Skipped: 5



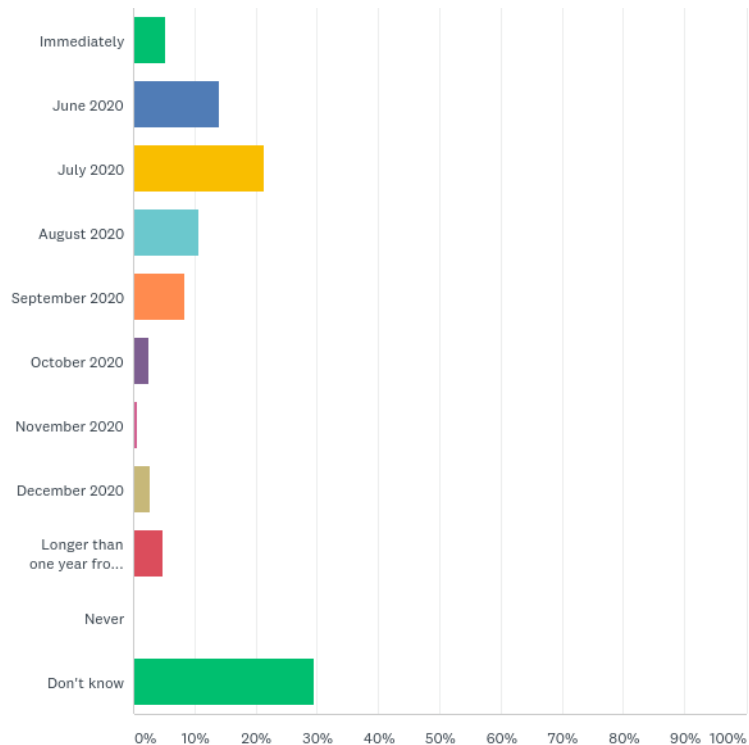
ANSWER CHOICES	RESPONSES
Stay at home orders have been lifted	47.60% 616
Other public gatherings have resumed (concerts, sporting events, etc.)	43.82% 567
A vaccine or treatment for COVID-19 is widely available	39.64% 513
I am already comfortable attending	7.88% 102
Don't know	9.04% 117
Other (please specify)	17.54% 227
Total Respondents: 1,294	

Of the 1119 selections (multiple allowed for this question) by those over age 60, only 50 said they were comfortable attending already. 401 selections were provided by “stay at home orders have been lifted”, followed by 347 for a “vaccine” and 321 for “public gatherings”.

For those under 60 there were 672 selections. The top selection was when “public gatherings resume” at 245, followed then by “stay at home orders” at 212 and a “vaccine” at 163. 52 mentions were selected for “already comfortable attending”.

Given your current understanding, when do you predict you might feel comfortable attending in-person worship?

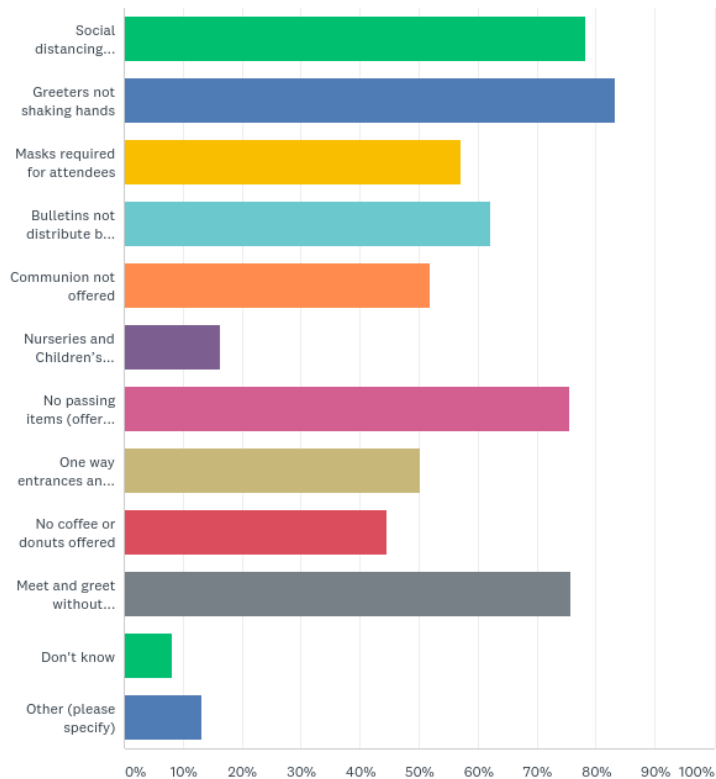
Answered: 1,295 Skipped: 4



ANSWER CHOICES	RESPONSES	
Immediately	5.25%	68
June 2020	14.05%	182
July 2020	21.39%	277
August 2020	10.73%	139
September 2020	8.42%	109
October 2020	2.47%	32
November 2020	0.69%	9
December 2020	2.70%	35
Longer than one year from now	4.71%	61
Never	0.08%	1
Don't know	29.50%	382
TOTAL		1,295

When we resume in-person worship services, how important will the following measures be for you to have a sufficient comfort level? (Select all that apply)

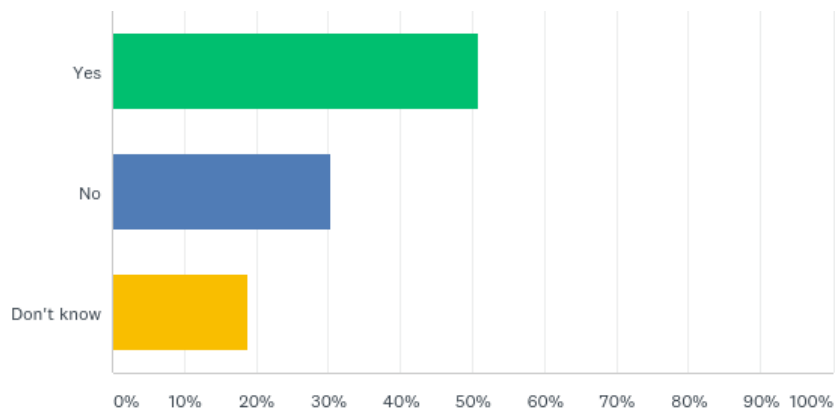
Answered: 1,297 Skipped: 2



ANSWER CHOICES	RESPONSES	
Social distancing seating	78.33%	1,016
Greeters not shaking hands	83.35%	1,081
Masks required for attendees	57.05%	740
Bulletins not distribute by hand	62.07%	805
Communion not offered	51.89%	673
Nurseries and Children's classes not offered	16.42%	213
No passing items (offering plate, sign in attendance)	75.48%	979
One way entrances and exits to maintain social distancing	50.27%	652
No coffee or donuts offered	44.64%	579
Meet and greet without touching during service	75.64%	981
Don't know	8.25%	107
Other (please specify)	13.11%	170
Total Respondents: 1,297		

If practicing social distancing means limiting the number of people who can attend, would you prefer we wait to open?

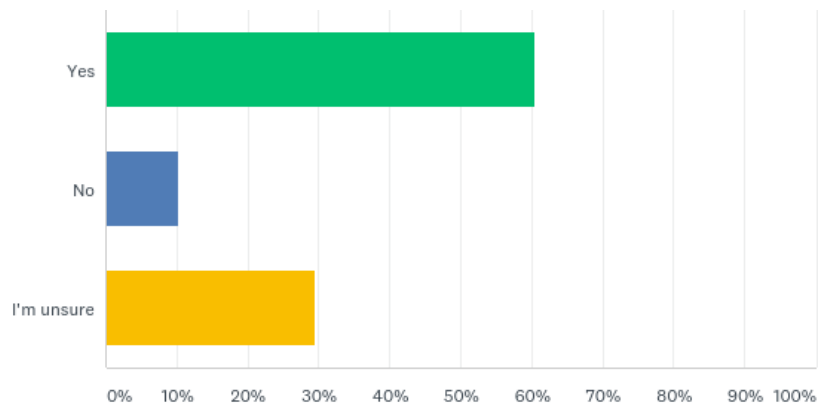
Answered: 1,292 Skipped: 7



ANSWER CHOICES	RESPONSES	
Yes	50.93%	658
No	30.26%	391
Don't know	18.81%	243
TOTAL		1,292

If we offer a limited number of worship services during an interim period, would you be willing to attend a service at a time that is different than your usual service?

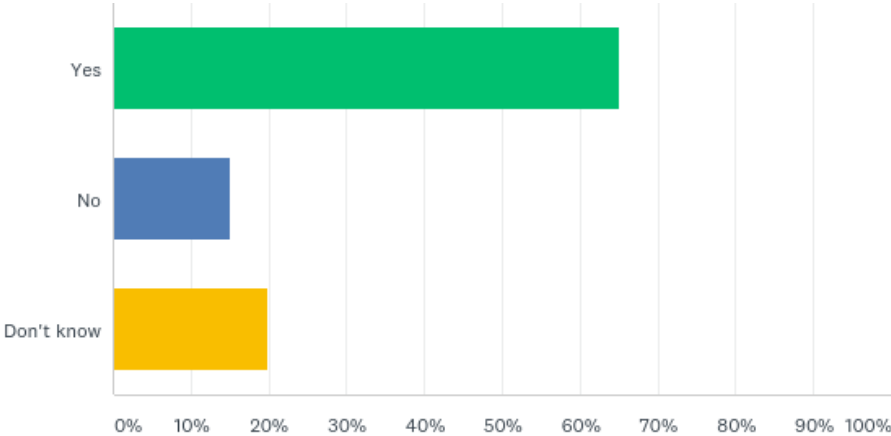
Answered: 1,289 Skipped: 10



ANSWER CHOICES	RESPONSES
Yes	60.43% 779
No	10.16% 131
I'm unsure	29.40% 379
TOTAL	1,289

If we had to limit attendance numbers would you be willing to reserve a place in advance online?

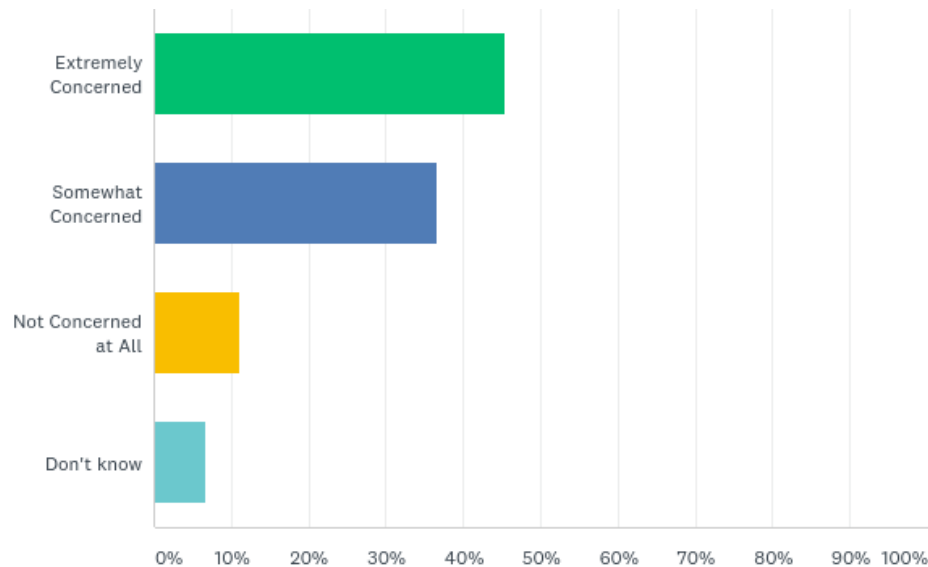
Answered: 1,288 Skipped: 11



ANSWER CHOICES	RESPONSES
Yes	64.98% 837
No	15.14% 195
Don't know	19.88% 256
TOTAL	1,288

How concerned are you that reopening church too soon could create future restrictions such as delaying the start of school in the fall?

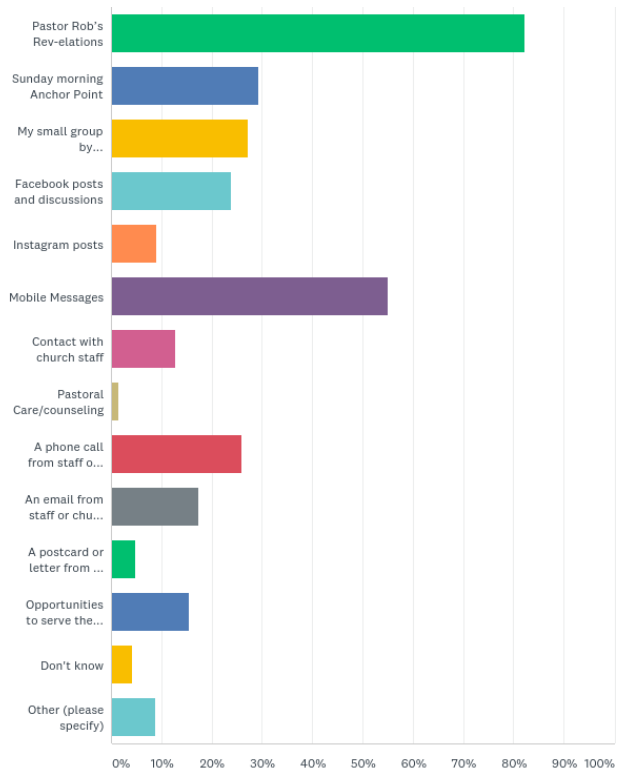
Answered: 1,295 Skipped: 4



ANSWER CHOICES	RESPONSES	
Extremely Concerned	45.41%	588
Somewhat Concerned	36.68%	475
Not Concerned at All	11.12%	144
Don't know	6.80%	88
TOTAL		1,295

Beyond online worship services, which of the following have helped you feel connected to St. Luke's during the stay at home order? (Select all that apply)

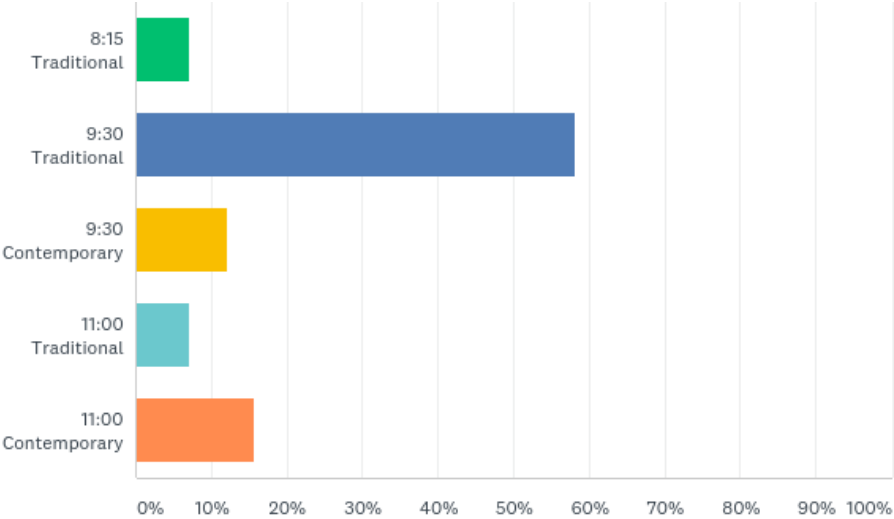
Answered: 1,291 Skipped: 8



ANSWER CHOICES	RESPONSES	
Pastor Rob's Rev-elations	82.26%	1,062
Sunday morning Anchor Point	29.36%	379
My small group by video-conference or zoom	27.11%	350
Facebook posts and discussions	23.86%	308
Instagram posts	8.99%	116
Mobile Messages	55.00%	710
Contact with church staff	12.78%	165
Pastoral Care/counseling	1.55%	20
A phone call from staff or church members	25.95%	335
An email from staff or church member	17.35%	224
A postcard or letter from the church	4.73%	61
Opportunities to serve the community	15.41%	199
Don't know	4.11%	53
Other (please specify)	8.83%	114
Total Respondents: 1,291		

Prior to our going to online services only, which service did you most frequently attend?

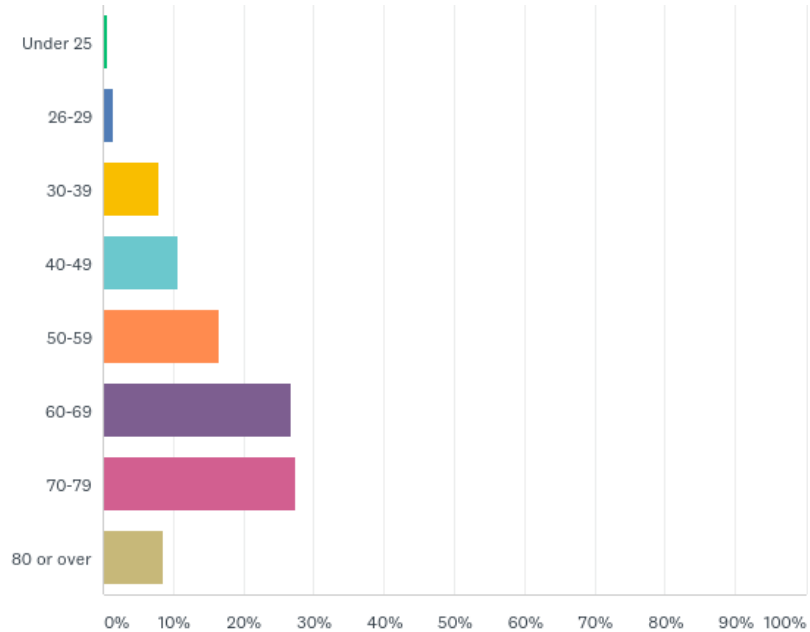
Answered: 1,279 Skipped: 20



ANSWER CHOICES	RESPONSES
8:15 Traditional	7.04% 90
9:30 Traditional	58.25% 745
9:30 Contemporary	12.04% 154
11:00 Traditional	7.04% 90
11:00 Contemporary	15.64% 200
TOTAL	1,279

What is your age?

Answered: 1,293 Skipped: 6



ANSWER CHOICES	RESPONSES
Under 25	0.70% 9
26-29	1.39% 18
30-39	7.89% 102
40-49	10.75% 139
50-59	16.47% 213
60-69	26.84% 347
70-79	27.38% 354
80 or over	8.58% 111
TOTAL	1,293